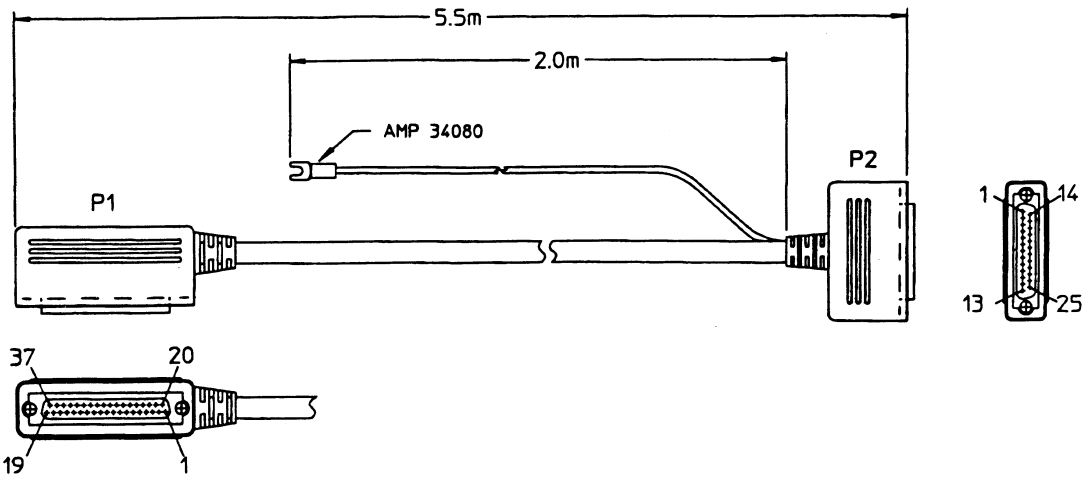
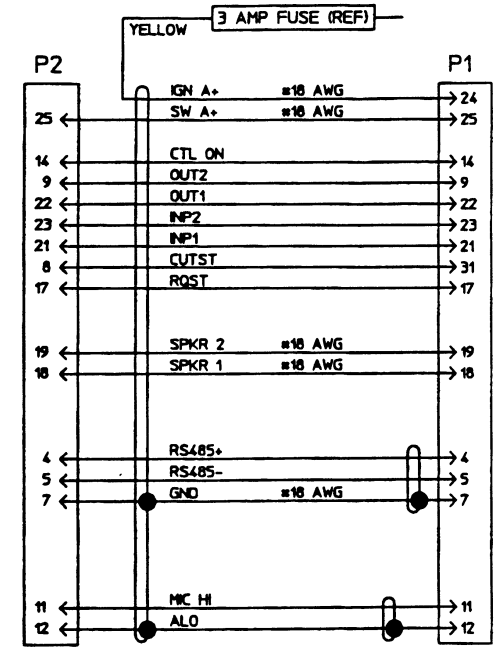


REVISIONS			
REV	DESCRIPTION	DATE	APPROVED
1	AN 17640	1FEB93	P. W. MAY
2	AN 17867	12APRIL93	P. W. MAY
3	NO CHANGE	21JUL93	W.A. MULLER
4	AN 19147	24AUG93	W.A. MULLER
5-24	NO CHANGE		



③ REMOTE MOUNT CONTROL CABLE



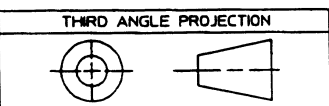
REQUIREMENTS (OR ENGINEERING APPROVED EQUIVALENTS)

- CABLE SHALL BE ASSEMBLED AS SHOWN AND CONNECTED PER WIRE CHART.
- P1 TO BE A 37 POSITION D-SUBMINATURE PLUG SIMILAR TO AMP 205210-1 WITH AMP 1-745229-1 TERMINALS FOR #18 AWG AND 1-745254-4 TERMINALS FOR #24 AWG WIRE.
- P2 TO BE A 25 POSITION D-SUBMINATURE RECEPTACLE SIMILAR TO AMP 205207-1 WITH AMP 1-745230-1 TERMINALS FOR #18 AWG AND 1-745253-4 TERMINALS FOR #24 AWG WIRE.
- CABLE MATERIAL TO BE PER 7139800P28 CONSISTING OF AT LEAST 11 #24 AWG (7/32) AND 5 #18 AWG (16/30) WIRES AND SHIELDED AS SHOWN.
- P1 TO BE OVERMOLDED PER 190904368P1.
P2 TO BE OVERMOLDED PER 190904368P2.
- FUSE TO BE SUPPLIED UNASSEMBLED. THE FOLLOWING ITEMS ARE TO BE PACKAGED IN A PLASTIC BAG AND ATTACHED TO CABLE ASH: FUSEHOLDER (BUSSMAN HFB), FUSE (3 AMP 250 VOLT BUSSMAN AGC3).
- CABLE TO BE PERMANENTLY MARKED WITH PART NUMBER (198802554P3).

PURCHASE FROM AN APPROVED VENDOR

PURCHASING TO SUPPLY VENDOR WITH COPIES OF THIS DRAWING AND 19A700070

MATERIAL MUST MEET EGE INCOMING INSPECTION AND TEST SAMPLE PER 19A700070



UNLESS OTHERWISE SPECIFIED DIMENSIONS ARE IN METERS TOLERANCES ON 1 PL DECIMALS ± 0.25 3 PL DECIMALS ± ANGLES ± FRACTIONS ±	SIGNATURES	DATE	ERICSSON GE MOBILE COMMUNICATIONS INC. MOUNTAIN VIEW ROAD LYNCHBURG, VIRGINIA 24502
	DRAWN P. W. MAY	07 JAN 93	
	CHECKED G. REYNOLDS	12 JAN 93	
	ENGRG P. W. MAY	12 JAN 93	
ISSUED P. W. MAY	12 JAN 93		
CABLE, DELTA II			
FHF	D2 MOBILE	SIZE B	FSCM NO
FCFO	INDEX 344A4100	SCALE	DWG NO 198802554
			SHEET 3 CONT ON 4

L36

DIST TO

